

Nairobians and their Giving to the Church



- Incidence of church attendance
- Incidence of giving to the church
- Amount given to church in a given month
- Factors motivating church giving

Dates	30 th January to 3 rd February 2016
Location	Nairobi County Only
Sub-counties	All the 17 sub-counties covered
Target	Both males and females aged 18+ years
Data collection	Face to face interviews, respondents sampled from households
Sample Size	A total of 544 adults living in Nairobi

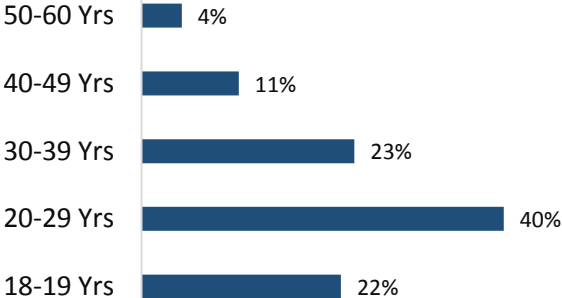
Demographics



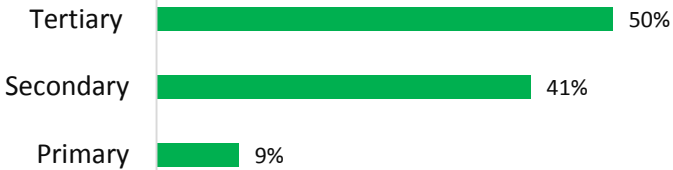
Religion



Age



Education



Gender



Base 544 (all respondents)

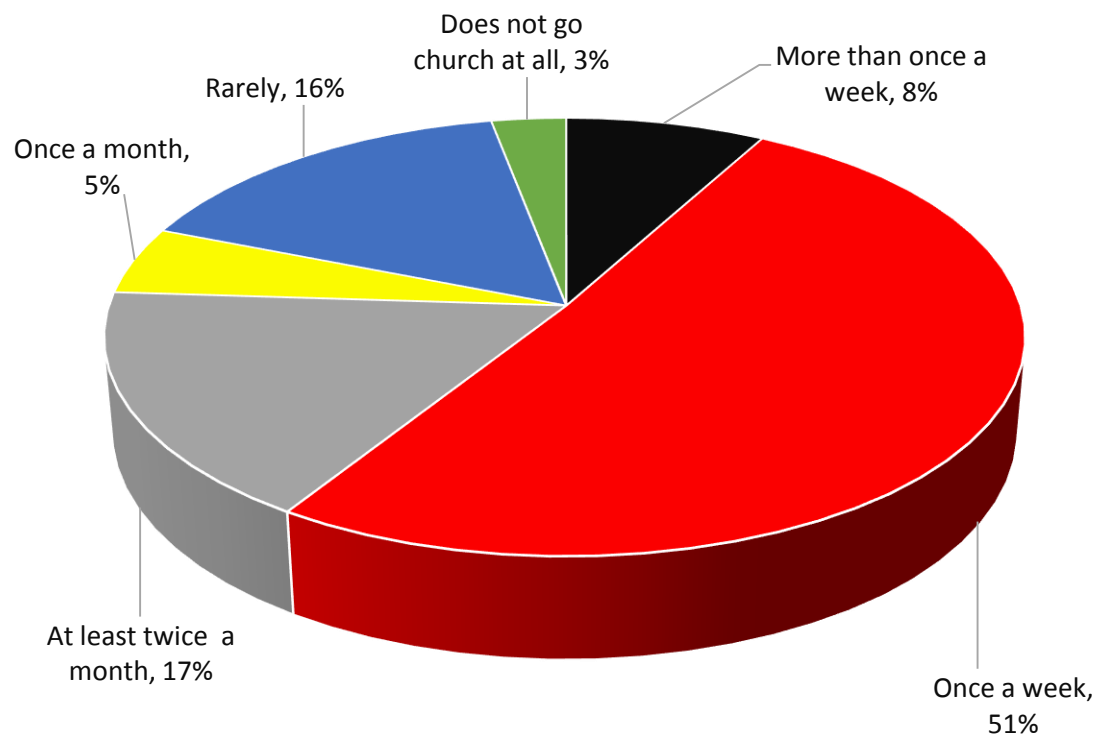
Church Attendance



Visit to worship places in a month



How often do you go you go to church in a given month?



Base = 511 Christians living in Nairobi

Q: How often do you go to a place of worship in in a given month?



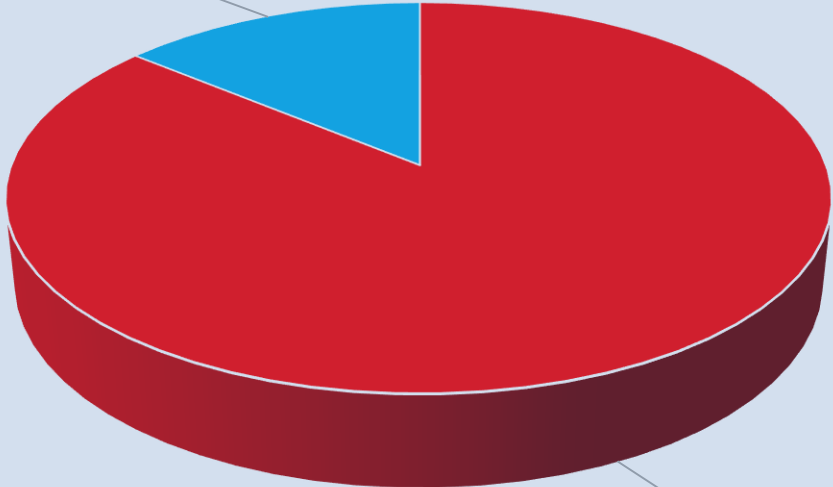
Giving money to the church

Contribution to the church?



Do you contribute any money to the church?

No, 14%



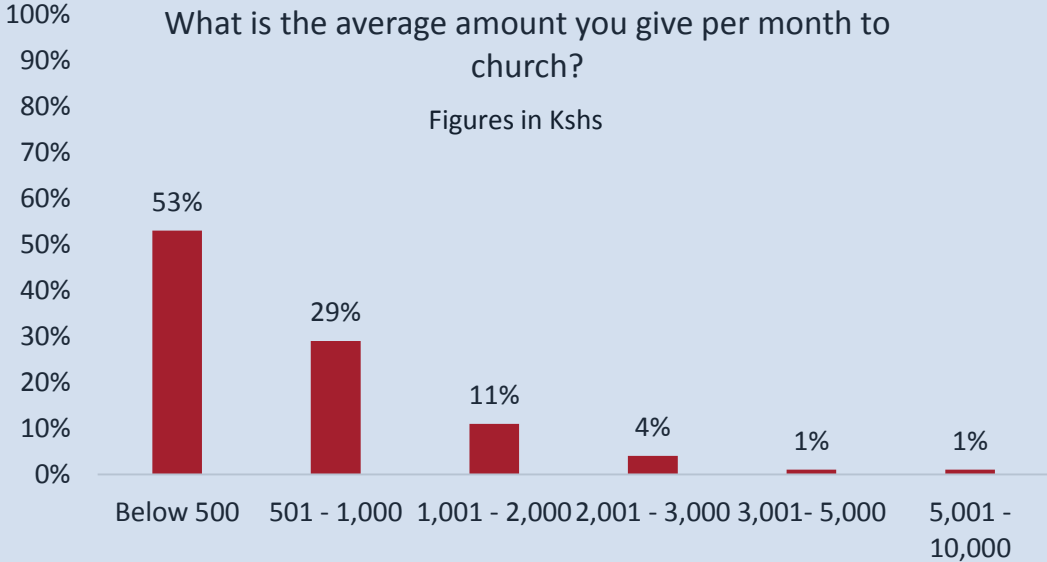
Yes, 86%

Base = 511 Christians living in Nairobi




Amount given to the church

Average amount give at a church per month



Base = 442 Nairobi Christians who give to the church

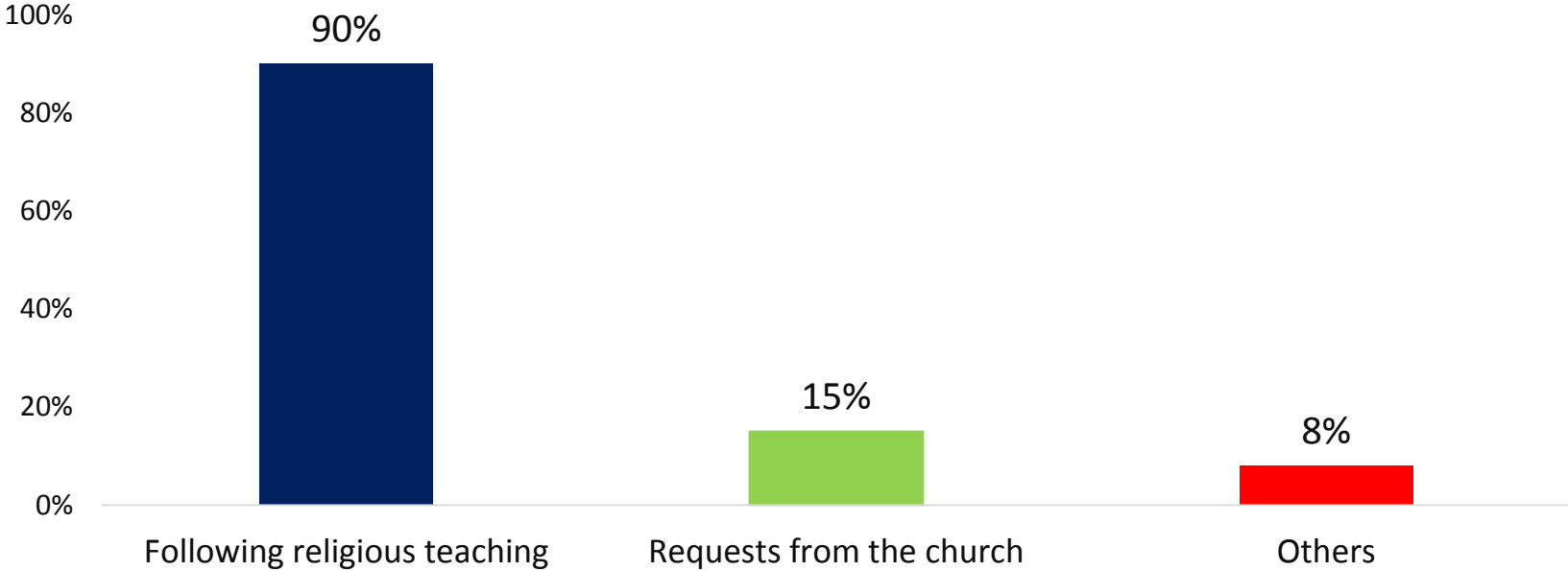
Q: What is the average amount you give per month?



Motivation to give
to church



What motivates you to give money to the church?



Base = 442 Nairobi Christians who give to the church

Our Contacts

Maggie Ileri
Director

maggie.ileri@tifaresearch.com

TIFA Research Limited
P O Box 59629 00200
6th Floor, Lenana 843 Towers
Lenana Road, Kilimani, Nairobi
www.tifaresearch.com